

My RAMADAN



Booklet

**Build Confidence,
Nurture Wisdom**



My RAMADAN Booklet

Being Confident Muslims

This Ramadan, let us build confidence by trusting Allah, being proud of our faith, and growing stronger through fasting, prayer, and good deeds.

Alhamdulillah,
we are excited to enter Ramadan 1446H/2025 with another issue of My Ramadan Booklet. It is a tool for parents and teachers to inspire young Muslims to fast, pray tarawih, recite the Quran, and grow as individuals.

This engaging booklet is designed for children aged 5 - 10 and beyond. It features fun stickers, activities, plus Ramadan, Fasting and Tarawih charts.

We hope both kids and adults find joy and inspiration in every page of My Ramadan Booklet!

May this Ramadan be our best one yet 😊



Why is Ramadan so special?



Scan the QR Code to watch the video



Ramadan for You and Me!



Let's strive to do as many good deeds this Ramadan!
 Colour the deed you have done. Shout "Alhamdulillah" when you finish five in a row - it could be down, across, or diagonal.

Share an iftar meal with your neighbour	Hug loved ones	Clean the house	Encourage parents to follow @learnislam.sg on Instagram	Give a donation to the mosque
Give someone a compliment	Pray in the mosque	Memorise a short verse of any Surah	Make a du'a for your family	Clean up after iftar
Feed a pet or animal	Smile and give salam to someone you see in the mosque	Share your toys/give a gift	Recite a du'a before breaking fast	Get parents' help to share a Ramadan reminder on social media
Sleep early and read du'a before sleeping	Help with iftar preparation	Eat a date	Do light exercise before sahur or after iftar	Learn a new du'a
Share an iftar meal with a friend	Wake up for Qiyam in one of the last 10 nights	Be kind to someone who needs help	Say Bismillah before eating	Pray Jemaah



If you manage to complete 3 rows - down, across AND diagonal, congratulations! Take a photo, share on your Instagram story and tag us at @LearnIslam.SG!





TARAWIH CHART



(Colour a shape after every Tarawih prayer done in Ramadan!)



Join LearnQuran Series Ramadan Programmes!



For registration and more info on LQS programmes, scan here!

Programme:

Stories from the Quran

Description:

This Ramadan, join our **Stories from The Quran** – a live and interactive session for kids.

While parents prepare for Iftar, we'll engage young minds with inspiring stories, discussions, and activities that bring **Quranic lessons to life**. A fun and meaningful way to connect with faith.

Date & Time:

3 – 28 March 2025
Monday – Friday
 5.45pm – 6.30pm
 Via Zoom

ILHAM Lunchtime Tadarus & Khatam Quran

Join us each weekday during lunchtime for a collective recitation as we work towards **completing the Quran** together (khatam).

Also, don't miss **Tahsin Thursday**, a special session focused on improving your recitation skills with clarity and confidence.

3 – 28 March 2025
Monday – Friday
 (Mon-Thu: 12pm-1pm)
 (Fri: 11.30pm-12.30pm)
 Via Zoom

LearnQuran Series

The **LearnQuran Series (LQS)** is an interactive online program for children and teens (ages 6-16), focused on **Quran reading and Tajwid**.

With **8 seasons and 10 sessions** per season, students are guided by experienced Asatizahs. We offer four runs each year.

Run 1: 6 Jan – 16 Mar
Run 2: 24 Mar – 1 Jun
Run 3: 30 Jun – 7 Sep
Run 4: 15 Sep – 23 Nov
 1 hour per lesson
 Via LQS platform

MATCH THE ANIMALS

In the Quran, animals teach us valuable lessons about kindness, teamwork, and the wonders of the world. Their stories invite us to reflect on wisdom and confidence in our lives.



Whale

Dog

Lion

Ape

Ant


Hoopoe

Elephant

Donkey

Wolf

Spider

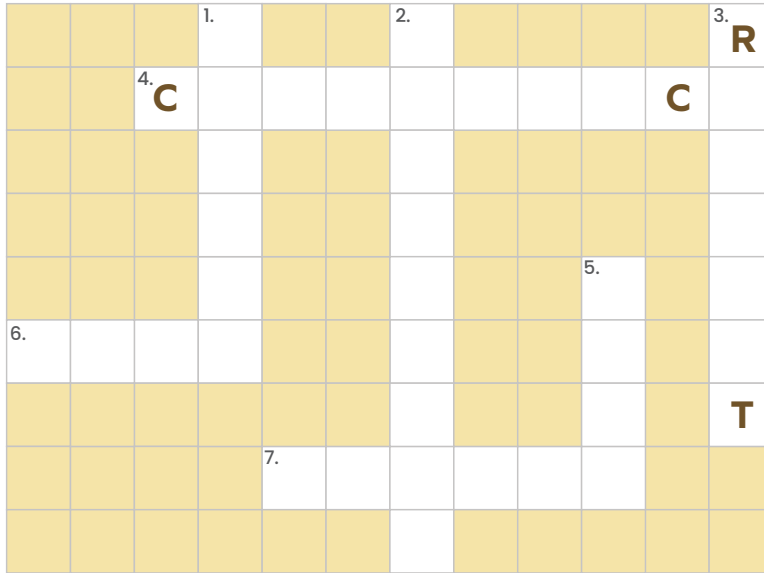


This Ramadan, join us for Stories from the Quran before iftar, where we'll explore the lessons animals offer, helping us grow in wisdom and confidence. (see page 4)

TIME FOR A CROSSWORD



THEME: CONFIDENT MUSLIMS



DOWN

1. The place where most Muslims worship at.
2. Say this before you eat.
3. What you do to others to show they matter.
5. The night during Ramadan known as the Night of Power.

ACROSS

4. Believing in yourself and feeling brave.
6. How many Pillars of Islam are there?
7. A special time when Muslims talk to Allah.



IT IS TREATS O' CLOCK!

CHOCOLATE DATE RECIPE

Large, soft dates



Peanut butter



Dark chocolate



Crushed peanuts

Share your
Chocolate Date
with us

Tag us on IG/FB
@LearnIslam.sg with
#aLIVEinRamadan
#RamadanSG2025



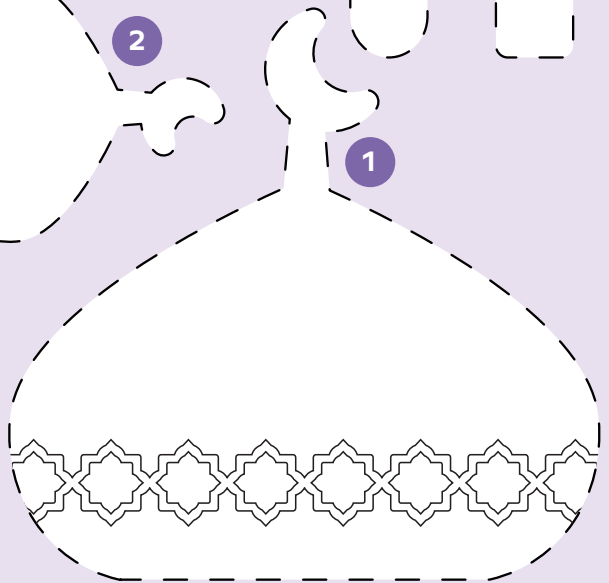
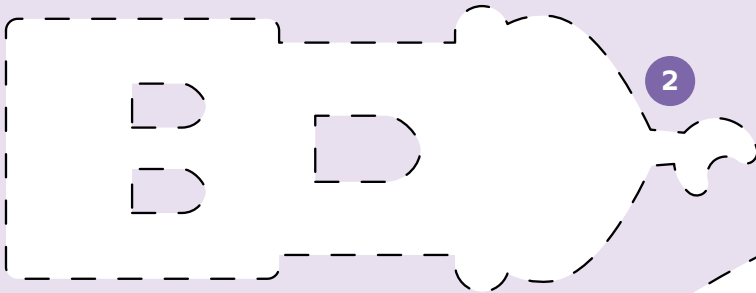
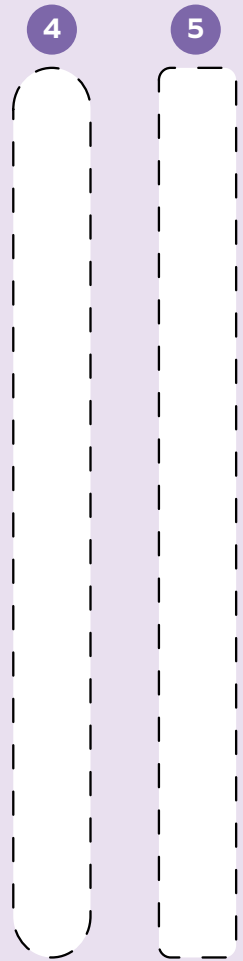
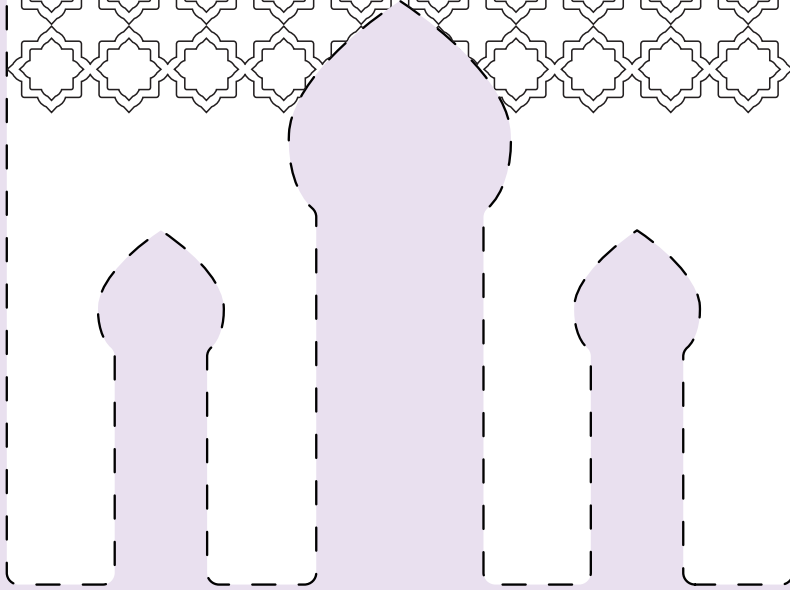

Yum. Alhamdulillah



1. **Melt the chocolate:** Put the chocolate in a bowl and heat it in the microwave for a few seconds at a time, stirring until it's all melted. Keep it warm for dipping.
2. **Prepare the dates:** Cut a small slit in each date and take out the seed.
3. **Fill with peanut butter:** Use a spoon or squeeze some peanut butter inside each date.
4. **Add peanuts:** Sprinkle some crushed peanuts inside the dates for a yummy crunch.
5. **Dip in chocolate:** Put a toothpick in the date and dip it in the melted chocolate. Use a spoon to cover the whole date with chocolate!
6. **Let it cool:** Set the dates on a plate, let them cool, and then enjoy your delicious Iftar treat!



**Let's
Get Crafty!**



Make-Your-Own MOSQUE

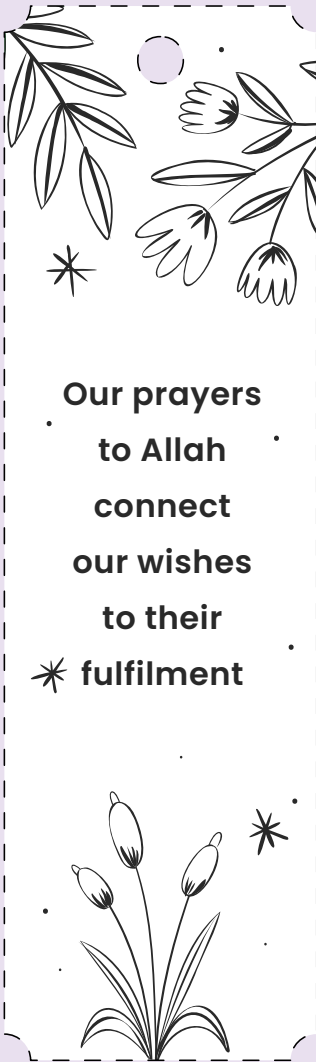


Share your Crafts with us!
Snap a photo and tag us with your **Mosque** and **Bookmarks** on IG/FB @LearnIslam.sg with #aLIVEinRamadan #RamadanSG2025



1. Decorate or colour the template using your favourite colouring materials.
 2. Cut along the outline with scissors (Ask a parent/adult for help).
 3. Paste the pieces together with glue on a cardboard or a piece of paper.
- (refer to the sample mosque on the left!)

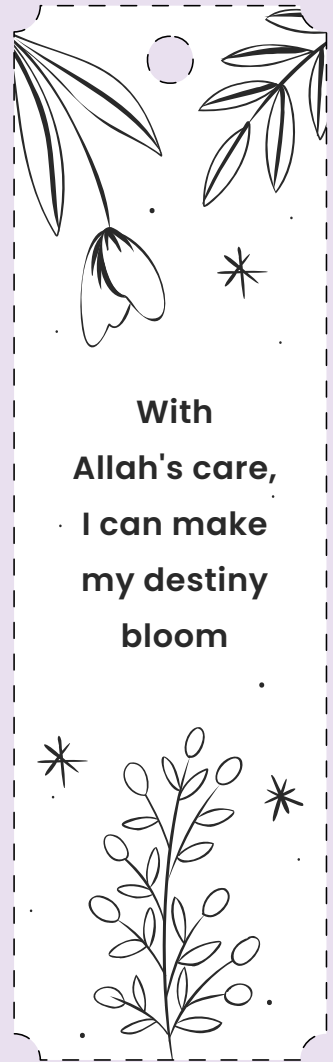




Our prayers
to Allah
connect
our wishes
to their
* fulfilment



Having hope in Allah brings
joy and peace to our lives



With
Allah's care,
I can make
my destiny
bloom



Allah S.W.T is my lord



1. Decorate the bookmark using your favourite colouring materials.
2. Cut along the outline with scissors (Ask a parent/adult for help).
3. Tie a ribbon at the top.

Decorate-Your
BOOKMARK

(Blank Page)



Surah

البينة
(Al-Bayyina)

القدر
(Al-Qadr)

الضحى
(Ad-Duha)

Colour in if you have memorised these Surahs this Ramadan

TAJWID TIDBITS

Do you know what Madd is?

It's a Tajwid rule where we stretch certain letters to make Quranic recitation sound more beautiful.

The **Madd letters** are *Alif, Ya, and Waw*. Pretty cool, right?

Here's the key:

Only stretch the sound when you see Madd letters. Stretching at the wrong time or missing it can change the meaning of the word or verse. That's why Madd is important! Let's practise and get it right! ✨

Let's see how Madd can change the meaning of a word! -


When: مَتَى (mataa) **He died:** مَاتَ (maata)

He knelt/settled: بَرَكَ (baroka) **He blessed:** بَارَكَ (baaroka)

Letter: بَرِيدَ (bariid) **Cold:** بَارِدَ (baarid)

Why is Madd important?

- It gives the right meaning and emotions, just as intended in the Quran.
- It makes your recitation sound beautiful.
- It helps you pronounce Quranic words correctly.




To learn more about Tajwid, join our LearnQuran Series programme (page 4) and aLIVE (page 12).

Now you know how important Madd is! Keep practising reciting the Quran beautifully and correctly.

The Special Night of Ramadan

Did you know that Ramadan has an extra special night?
It's called **Lailatul Qadr (Night of Power)**!

It's better than 1000 months!

Angels visit Earth

Our good deeds are multiplied even more

When is it? It's a secret!
But most likely, it's in the last **10 nights of Ramadan**.

Kids, ask your parents or guardians:

- Why is this night so special?
- What good deeds can we do together?



Parents/Guardians, scan this QR code to learn more about Lailatul Qadr with your child:

<https://go.gov.sg/adilspfiqhramadan>

Let's discover Lailatul Qadr together!

Free for all

ADIL Self-Paced Online Learning (SPL)

ADIL Self-Paced Online Learning offers Muslim learners to learn at their own pace and convenience.



Find out more:

www.learnislam.sg/adilsp



Complete within:

1.	Solat Essentials	2 hours
2.	Fardhu Ain	2.5 hours
3.	The Chosen One	2.5 hours
4.	Fiqh Ramadan	2 hours

(Each section in each module is designed to be completed in 10 – 15 minutes)



- @learnislam.sg

REGISTER FOR MOSQUE-BASED KINDERGARTEN 2025!



Holistic preschools for children aged 3 – 6 years old



Inspiring young learners everyday

NORTH

- *An Nur
- *En Naeem
- *Al Muttaqin
- *Al Istiqamah
- *Darul Makmur
(Temporarily located at Assyafaah Mosque)

EAST

- *Al Ansar
- *Al Istighfar
- *Darul Ghufuran
- Kampung Siglap

WEST & SOUTH

- *Al Iman
- Al Khair
- *Al Mukminin
- *Ar Raudhah
- *Assyakirin
- *Mujahidin

All MBKs conduct nursery to K2 classes (4 to 6 Years Old)
*MBKs with Pre-Nursery Classes (3 Years Old)



Check out MBK's signature Ramadan song!



Scan the QR Code to watch the video



Find out more about MBK:

<https://linktr.ee/mosquebasedkindergartens>



BUILD CONFIDENCE. NURTURE WISDOM. Bina Keyakinan. Pupuk Kebijaksanaan.

Let's practise these during Ramadan:

TAWAKKUL

Believe that Allah's plan is best for us.
(Surah Ash-Sharh: 5-6)

ZIKRULLAH

Recite 33 times:
Subhanallah Alhamdulillah Allahuakbar

PATIENCE

Practise deep breathing. This will calm your mind and body.

SEEK KNOWLEDGE

Write down one new thing you learn each day during Ramadan.

DO GOOD, BE KIND

Set a daily goal for how many kind and good things you can do this Ramadan.

SalamSG Ramadan Youth Challenge!

Join us by participating in Ramadan Youth Challenge over 4 locations at our mosques.

Be inspired and become confident changemakers who embody the SalamSG Ramadan values and foster a more empowered and resilient society.



Scan the QR Code for more details:

ourmasjid.sg/ramadan

Have a Blessed Ramadan!

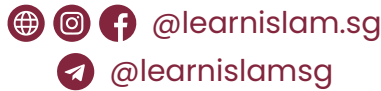
The Prophet (ﷺ) said,
"Take Sahur as there is a blessing in it."
[Sahih al-Bukhari]



RAMADAN	DATE	DAY	IMSAK	SUBUH	MAGHRIB
1	2 March 2025	Sunday	5:48	5:58	7:21
2	3 March 2025	Monday	5:47	5:57	7:21
3	4 March 2025	Tuesday	5:47	5:57	7:21
4	5 March 2025	Wednesday	5:47	5:57	7:21
5	6 March 2025	Thursday	5:47	5:57	7:21
6	7 March 2025	Friday	5:47	5:57	7:20
7	8 March 2025	Saturday	5:46	5:56	7:20
8	9 March 2025	Sunday	5:46	5:56	7:20
9	10 March 2025	Monday	5:46	5:56	7:20
10	11 March 2025	Tuesday	5:46	5:56	7:19
11	12 March 2025	Wednesday	5:45	5:55	7:19
12	13 March 2025	Thursday	5:45	5:55	7:19
13	14 March 2025	Friday	5:45	5:55	7:19
14	15 March 2025	Saturday	5:45	5:55	7:19
15	16 March 2025	Sunday	5:44	5:54	7:18
16	17 March 2025	Monday	5:44	5:54	7:18
17	18 March 2025	Tuesday	5:44	5:54	7:18
18	19 March 2025	Wednesday	5:43	5:53	7:18
19	20 March 2025	Thursday	5:43	5:53	7:17
20	21 March 2025	Friday	5:43	5:53	7:17
21	22 March 2025	Saturday	5:42	5:52	7:17
22	23 March 2025	Sunday	5:42	5:52	7:17
23	24 March 2025	Monday	5:42	5:52	7:16
24	25 March 2025	Tuesday	5:41	5:51	7:16
25	26 March 2025	Wednesday	5:41	5:51	7:16
26	27 March 2025	Thursday	5:41	5:51	7:15
27	28 March 2025	Friday	5:40	5:50	7:15
28	29 March 2025	Saturday	5:40	5:50	7:15
29	30 March 2025	Sunday	5:40	5:50	7:15




Like, follow and share:



@learnislam.sg

@learnislamsg



bit.ly/MRB2025-feedback

Your Feedback Matters

Share with us if the booklet has been beneficial for you and your family, and how it can be better.

Paste this chart on your fridge or wall to keep track of your progress!

My Fasting Chart

Niyah for Fast

نَوَيْتُ صَوْمَ غَدٍ عَنْ أَدَاءِ فَرَضِ شَهْرِ
رَمَضَانَ هَذِهِ السَّنَةِ لِلَّهِ تَعَالَى

*Nawaitu shauma ghadin 'an adā'i fardhi syahri
Ramadhāna hādzhis sanati lillāhi ta'ālā*

I intend to do my obligatory fast tomorrow
in the month of Ramadan this year

Dua When Breaking Fast

اللَّهُمَّ إِنِّي لَكَ صُمْتُ وَبِكَ آمَنْتُ
وَعَلَيْكَ تَوَكَّلْتُ وَ عَلَى رِزْقِكَ أَفْطَرْتُ

*Allahumma inni laka sumtu wa bika amantu
wa 'alaika tawakkaltu wa 'alā rizqika aftartu*

O Allah I fasted for You and I believe in You
and I put my trust in You and I break my fast
with Your sustenance

YOU CAN
DO IT



Bismillah...

1	2	3	4	5	6	7	8
9	10	11	12	13	14	15	16
17	18	19	20	21	22	23	24

Keep it up!

Almost there...

25	26	27	28	29
----	----	----	----	----

Alhamdulillah...

You did it!

Paste a suitable sticker
for each new day. Let's go!

Name: _____